

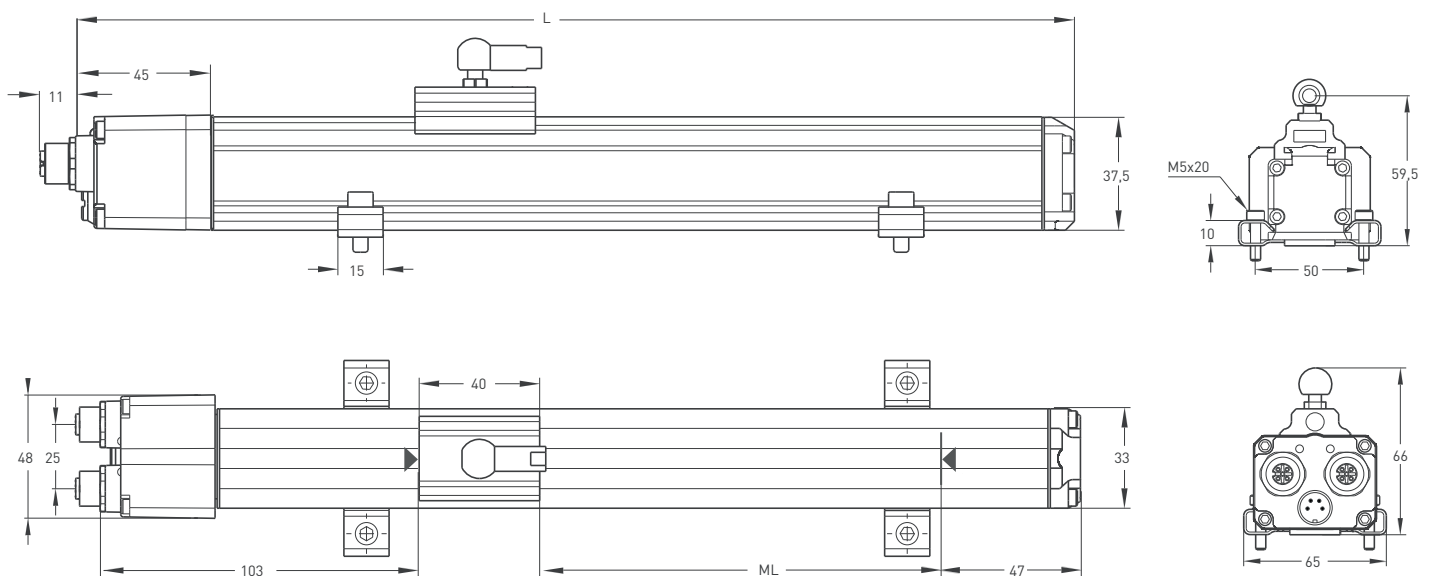


- Measuring range 100 - 5000 mm
- PROFIBUS protocol
- 24 VDC power supply

Technical Specifications

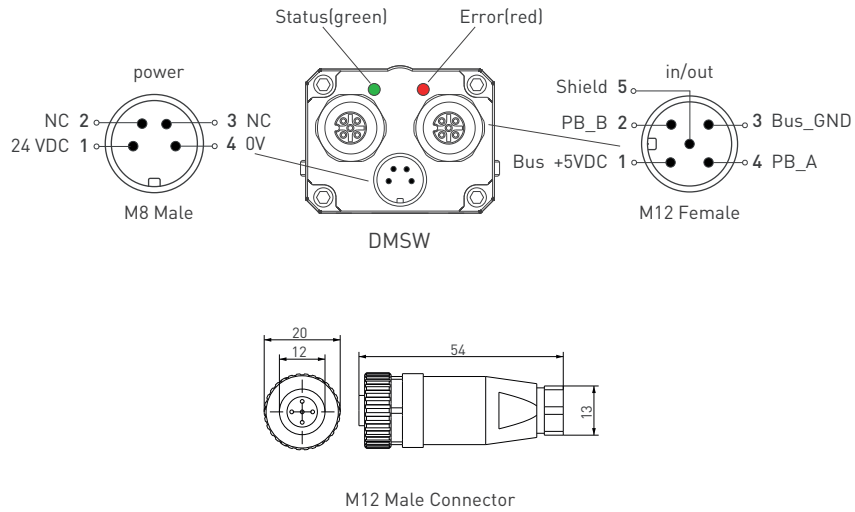
Measurement stroke	100 - 5000 mm
Resolution	25µm (100mm-400mm), 50µm (450mm-3000mm), 100µm (3001mm-5000mm)
Repeatability	100 µm
Output	PROFIBUS
Power supply	24 VDC ±10%
Displacement speed	max. < 5 m/s
Max. consumption	<100 mA (depending on stroke length)
Linearity	100 mm < %1, 100-300 mm < %0.2, 300-500 mm < %0.1, 500-5000 mm > %0.05
Reverse polarity protection	Up to -30 VDC
Overvoltage protection	Up to +30 VDC
Update time	1 ms (at 1Mbit/s)
Interface	RS422 / RS485
Data-length	16 bit
Baud rate	max. 12 Mbit / sec. (auto dedection)
Diagnostic LEDs	Green led: Power on, BUS communication active Red led : Error, Stop mode
Linedriver	Galvanic isolated
Communication	PROFIBUS
Protokol	PROFIBUS V0 / V1 / V2
Protection level	IP 65
Operating temperature	-10°C ... +70°C
Storage temperature	-30°C ... +90°C
Sensor adress (Node ID)	20

Mechanical Specifications

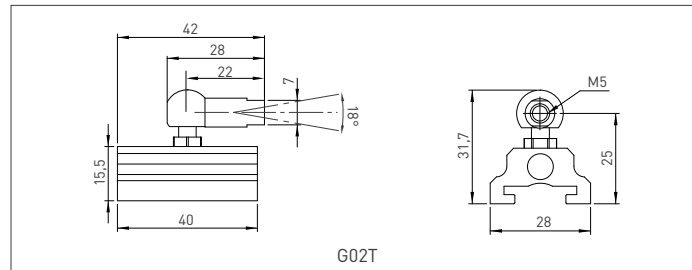


DMSW (mm)	100	150	200	250	300	350	400	450	500	550	600	650	700	750	800	850	900	1000	1100	1200	1300	1400	1500	1750	2000	2250	2500	3000	4000	5000		
ML (Measuring Length)	100	150	200	250	300	350	400	450	500	550	600	650	700	750	800	850	900	1000	1100	1200	1300	1400	1500	1750	2000	2250	2500	3000	4000	5000		
MS (Installation Length)	198	248	298	348	398	448	498	548	598	648	698	748	798	848	898	948	998	1098	1198	1298	1398	1498	1598	1848	2211	2461	2711	3211	4211	5211		
L (Total Length)	348	398	448	498	548	598	648	698	748	798	848	898	948	998	1048	1098	1148	1248	1348	1448	1548	1648	1748	1998	2272	2522	2772	3302	4342	5342		
Dead Zone Calculation	103/47 mm																															

Connection



Cursor



Ordering Procedure

Model	Measurement stroke	Protocol	Node - ID	Termination	Cursor	Connecting brackets	Dead zone
DMSW	150	PFB	20	150	1G02T	BR02	103/47
DMSW	100 - 5000 mm	PFB: Profibus	1 - 127	Termination: 150: off 151: on	1G02T: 1 Cursor 2G02T: 2 Cursor	BR01 BR02	≤ 2000 mm 103/47 $> 2000-3000$ mm 185/47 $> 3000-4000$ mm 215/47 $> 4000-5000$ mm 255/47

* T-coded sensors are used with T-coded cursors.