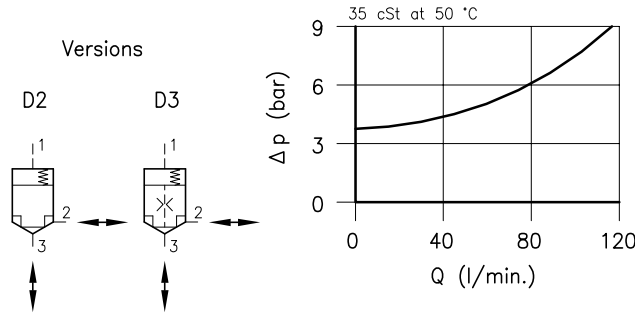


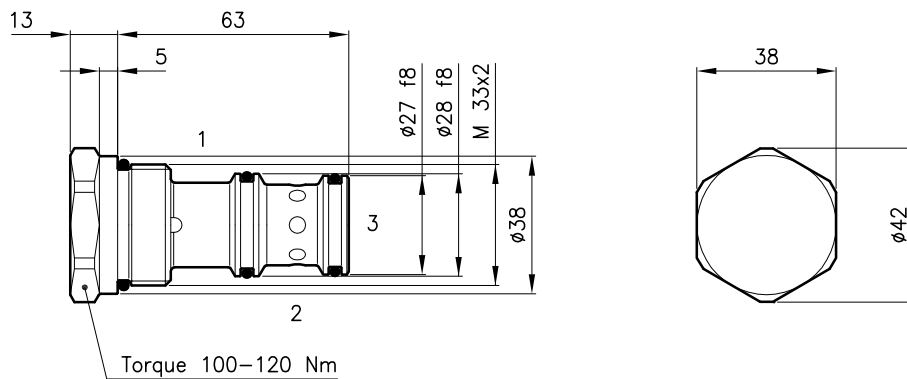
Technical features

Logic valves ELP 50/D2 series, without internal orifice, allows the free flow from 2 to 3 and from 3 to 2, they stop it in both directions when in chamber 1 enough pressure is used. The D3 version are used as unloading shut-off with flow coming from 3.



Cavity (For dimensions see catalogue 17.000)	S 50/3
Nominal flow (l/min.)	120
Max. pressure (bar)	350
Ratio between areas A1/A3	1:1.8
Crackin pressure (bar)	3.5
Fluid viscosity range (cSt)	2.8 - 380
Fluid temperature range (°C)	-20 +80
Orifice diameter (D3 version) (mm)	0.75
Mass (kg)	0.260
Hydraulic fluid; mineral oil HM and HV	ISO 6074
Recommended filtration; 19/15 ISO 4466 (25 μ absolutes)	
Standard seals in Polyurethane and Buna N	

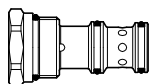
Dimensions



Ordering informations

ELP 50/D2

ELP 50 = Valve type



Version

D2 = directional control

D3 = directional control

Codes:

ELP 50/D2 56 011 103

ELP 50/D3 56 011 107

External seals kit 90 620 107

ELP 50 valves can be assembled on standard bodies 50-C3 series; for dimensions see catalogue 16.010