





Work faster, neater and more reliably with the new Fabco-Air bench mounted and portable pneumatic crimping tools

Bench mounted tool



Quick-change jaws reduce set up time



Principle of Operation

The patented Fabco-Air Multi-Power[®] cylinder uses multiple pistons attached to a common shaft. Each piston is isolated within its own chamber by means of baffles integral with the outer cylinder wall. Special internal porting through the rod allows air pressure to simultaneously energize all pistons to produce over 1700 pounds force directly to the cam and power head. Force is increased through the cam and jaws to approximately 4000 pounds at 1" away from the tool and approximately 2500 lbs at a 2" distance.

The cut-away view illustrates the concept. Baffles are indicated with red arrows; power stroke air path is shown with yellow arrows.

More than a crimping tool

The new Fabco-Air 300 Series of pneumatic power tools is designed to perform numerous manufacturing functions, improving product quality and increasing productivity on the production line. Now you can tackle a variety of assembly applications with confidence. Typical applications for Fabco-Air crimping tools include:


- ✓ Making plumbing assemblies
- ✓ Splicing wire rope and cable assemblies
- ✓ Crimping electrical terminals and connectors
- ✓ Swaging mechanical fasteners
- ✓ Staking, punching, piercing and flaring subassembly components
- ✓ Sealing, embossing and notching assemblies
- ✓ Special clamping and holding assemblies
- ✓ Special custom applications

Model BCT-300 with control box



List Prices

Model BCT-300 tool and foot operated control box – \$2225.95
 Model PHS-102 power head (machinable blank jaws) – \$661.25



OPERATING SEQUENCE

1. PRESS VALVE A TO OPEN JAWS FOR PLACEMENT OF PARTS.
2. RELEASE A TO CLOSE JAWS AND HOLD WORKPIECE SECURELY.
3. PRESS VALVE B TO APPLY FULL CRIMPING FORCE.

Performing Operations with Bench Mounted Tools

Bench mounted Model BCT-300 is actuated by a foot operated control box. The tool's jaws are spring loaded normally closed for safety. Foot pressure on valve A (shown in the photo above) opens the jaws for loading of the part(s). Releasing valve A allows the jaws to spring close and hold the workpiece securely in place. Depressing valve B actuates the heart of the tool, a force-multiplying pneumatic cylinder that powers the cam operated jaw to the closed position accomplishing the operation, be it crimp, swage, cut, etc. The bench adapter bar or the tapped holes allow placement in vertical, upright or angled bench mounted positions.

Making the Perfect Splice, Crimp or Assembly Every Time

The circuitry in the foot operated control box includes a pressure sensing valve that can be adjusted for various closing jaw forces. The valve is extremely accurate and in essence delivers automatic quality control.

For example, if the supply pressure should fall below the sensing valve setting, the tool will stall in mid-stroke against the partially crimped workpiece. Once pressure is restored, the cycle will continue. The parts that had been in the jaws will be finished as a "good assembly".

Warning

Crimping jaws are powerful and may close to zero clearance. Use caution when operating these tools. Provision for operator protection is always the full responsibility of the user.

Features

- Operating air pressure of 85 to 150 psi.
- Normally closed jaw design for safety.
- Foot pedal controls.
- Hands free operation.
- Light weight tools and control box. Can be brought to a remote point or centralized work bench area.
- Incorporates positive cycle system to assure reliably repeatable operations.

Model PHT-300 portable tool

Send us the parts you want crimped and we'll build a power head with the jaws to do your job.

Model PHT-300 portable tool (shown without power head)
 List price – **\$1908.75**

Model PHS-102 power head (similar to the one pictured) has machinable blank jaws
 List price – **\$661.25**



Optional boosters attach to the rear of the portable tool (shown) or to the bench mounted tool.

Model 2XB-300 (multiplies supply pressure by 2)
Model 4XB-300 (multiplies supply pressure by 4)

List price for either booster – **\$1031.10 each**

Portable Assembly Tool at Work

The Fabco-Air hand held crimping tool is light weight and completely portable. It delivers the same power as its bench mounted counterpart. Running on standard shop air pressure it accommodates all the different power heads (jaws). Dual triggers allow the tool to be operated using either left or right hand with or without gloves. Ergonomically balanced at the triggers, the tool is easy to use and minimizes operator fatigue.

Power Heads:

Power heads can be interchanged in less than a minute on either bench mounted or portable tools. Contact Fabco-Air with details of your application to get specific recommendations for power head type and sizes.

Making the Crimp, Swage, Cut, etc.

Depressing the white button at the top of the handle opens the jaws to receive the parts for assembly. Releasing the button allows the jaws to spring close on the parts holding them in position. Pulling either of the red triggers releases a lock so the valve can be tripped by squeezing the index finger. This actuates the power cylinder driving the jaws into their closed position.

Booster Accessory Installs Quickly

Some jobs will require higher forces for proper results. An optional booster accessory is available to increase the supply air pressure to an acceptable level. It is attached with four allen bolts to the rear of any Fabco-Air crimping tool. Change-over takes only minutes.

Warning

Crimping jaws are powerful and may close to zero clearance. Use caution when operating these tools. Provision for operator protection is always the full responsibility of the user.


Features

- Operating air pressure of 85 to 150 psi.
- Normally closed jaw design for safety.
- One hand operation allows second hand free.
- Tool is ergonomically balanced.
- Has full safety, easy to use two finger trigger activation.
- Can be operated from the left or right handed position, with or without work gloves.




Fabco-Air, Inc. ■ 3716 N.E. 49th Avenue ■ Gainesville, FL 32609-1699
 ■ Telephone (352) 373-3578 ■ Fax (352) 375-8024 ■ E-Mail service@fabco-air.com
 ■ Web Site <http://www.fabco-air.com>

Fabco-Air Product Catalog Library



Cylinders, Valves and Accessories
 Catalog #CV9



Pancake® II Air Cylinders
 Catalog Pan2-2



Square Pancake® II Air Cylinders
 Catalog # SqPan2



ISO 6431 Cylinders
 Catalog # FAQR-09




Twin Rod, Non-Rotating Air Cylinders - Catalog # FDF-09 and Catalog # FDXS-09



Multi-Power® Air Presses
 Catalog # FP16




Linear Slides - 6 Families
 Catalog # LS-03



Pneumatic Grippers, Parallel Jaw and Angular Motion - Catalog # GR-8




Pneumatic Angular Grippers
 Catalog # FKA-09



ISO 6432 Cylinders
 Catalog # FAE-09



NFPA Interchangeable Air Cylinders - Catalog # NF-6




Global Series™ Metric Air Cylinders - Catalog # GC-15




Swing Clamps Bulletin # SC-DB04



Manifold Solenoid Valves
 Catalog # FVS.Y-09



Air Pilot & Solenoid Valves
 Catalog # FVA.E-09




Modular Air Preparation System - FRLs
 Catalog # FRL-06



Specialty & Control Valves
 Catalog # 14CAN



Stopper Cylinders
 Catalog # ST-SC



Stainless Steel Body Air Cylinders
 Catalog # SSB-03



Swing Clamps, Pneumatic & Hydraulic
 Catalog # FML.H

Check out these new product lines today !