

MULTI 4 SW

SELF-PRIMING MULTISTAGE HORIZONTAL ELECTRIC PUMPS



TECHNICAL DATA

Operating range:

capacity up to 90 l/min; head up to 46 m.

Liquid temperature range:

from 0 °C to +35 °C for domestic use.
from 0 °C to +40 °C for other uses.

Pumped liquid:

Designed to specifically pump salt water.

Maximum suction capacity: 8 metres.

Maximum ambient temperature: +40 °C.

Protection class: IPX4.

Insulation class: F.

Installation: fixed or portable, horizontal position.

Special versions on requests: alternative voltages and/or frequencies.

APPLICATIONS

Horizontal axis multistage centrifugal pump, self-priming, with great suction capacity also in case of air bubbles, characterised by extremely quiet operation, specifically designed for the circulation of salt water.

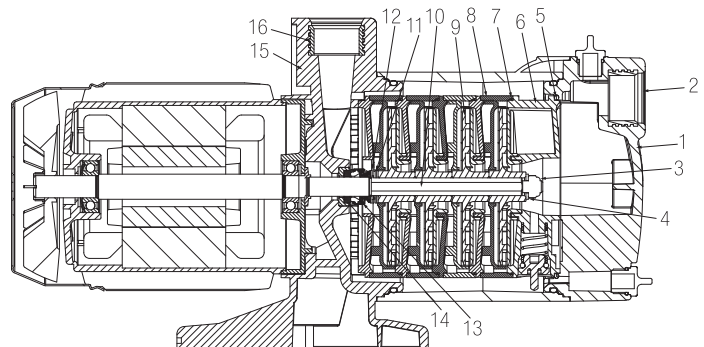
CONSTRUCTION FEATURES

Technopolymer pump body, motor support, impellers, diffusers and diffuser body. All the metal parts in contact with water are made of AISI 316 stainless steel. Rotor shaft, impeller fastening nut. Carbon/ceramic mechanical seal and AISI 316 stainless steel mechanical parts. Continuous service asynchronous single phase motor. Built-in thermal-amperometric protection and permanently connected capacitor.

MATERIALS

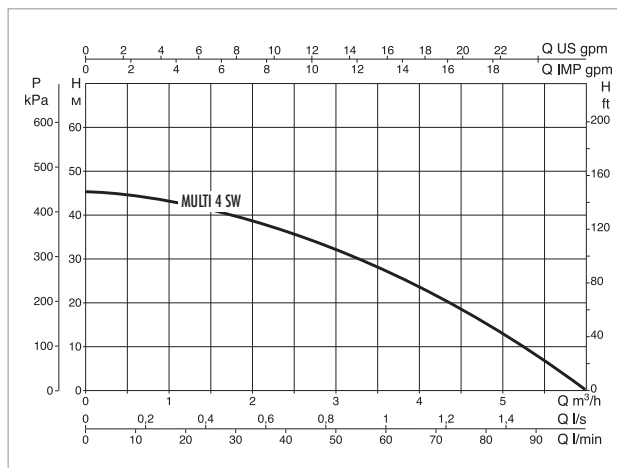
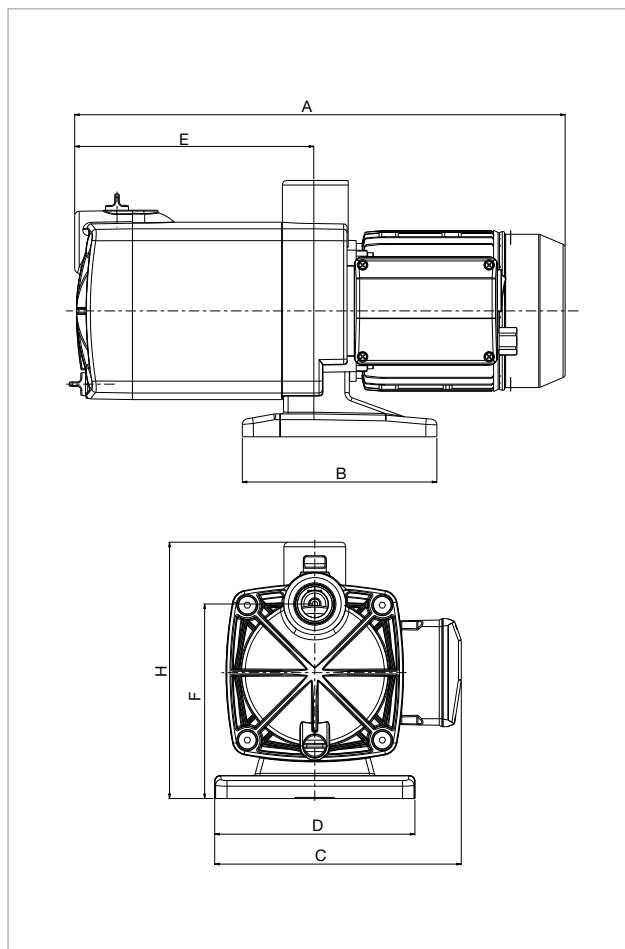
N.	PARTS*	MATERIALS
1	SUCTION FLANGE	TECHNOPOLYMER
2	INSERT	NICKEL PLATED BRASS
3	NUT	A4 UNI 7474 STAINLESS STEEL
4	WASHER	AISI316 UNI6592 STAINLESS STEEL
5	OR RING	NBR
6	COUNTER FLANGE	TECHNOPOLYMER
7	OR RING	EPDM
8	DIFFUSER	TECHNOPOLYMER
9	IMPELLER	TECHNOPOLYMER
10	ROTOR SHAFT	AISI 316 STAINLESS STEEL UNI EN 10088-1 X5CrNiMo1712-2
11	WASHER	AISI316 UNI6592 STAINLESS STEEL
12	SEEGER RING	AISI 316 STAINLESS STEEL
13	MECHANICAL SEAL	SIC/ALOX/NBR/316/316
14	COUNTER FACE	ALOX/NBR
15	BODY	TECHNOPOLYMER
16	INSERT	NICKEL PLATED BRASS

* In contact with the liquid



MULTI 4 SW - SALT WATER SELF-PRIMING MULTISTAGE HORIZONTAL ELECTRIC PUMPS

Pumped liquid temperature range: from 0 °C to +35 °C - Maximum ambient temperature: +40 °C



The performance curves are based on kinematic viscosity values = 1 mm²/s and density equal to 1000 kg/m³. Curve tolerance according to ISO 9906.

MODEL	Q= m ³ /h	0	0,6	1,2	1,8	2,4	3,0	3,6	4,2	4,8	5,4
	Q=l/min	0	10	20	30	40	50	60	70	80	90
MULTI 4 SW M	H (m)	46	45	43	40	38	33	28	22	16	9

MODEL	NO. OF IMPELLERS	POWER INPUT 50 Hz	P1 MAX kW	P2 NOMINAL		In A	CAPACITOR	
				kW	HP		µF	Vc

MODEL	A	B	C	D	E	F	H	DNA GAS	DNM GAS	PACKING DIMENSIONS			WEIGHT kg
										L/A	L/B	H	
MULTI 4 SW M	430	170	215	175	209	170	224	1"	1"	460	230	270	10,6

SALT WATER PUMP