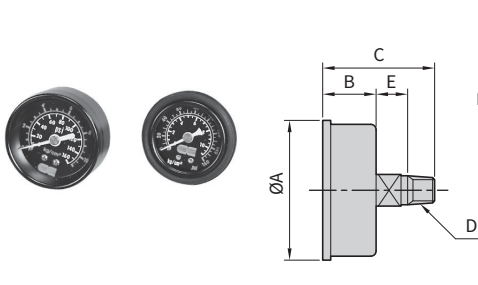


# PG series - Pressure Gauge

## Product features

CHELIC

### PG - Center back type



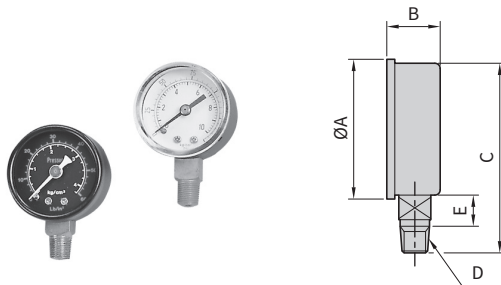
**Code of order**

PG: Pressure gauge  
 10: Model: 05: 1 1/4" Pressure gauge, 10: 1 1/2" Pressure gauge, 20: 2" Pressure gauge  
 S:  Center back type,  Bottom type  
 B: Pressure gauge material:  None,  Plastic cover,  Glass cover (Option)  
 L4: Max. service pressure: L1: 1 kgf/cm<sup>2</sup>, L2: 2 kgf/cm<sup>2</sup>, L4: 4 kgf/cm<sup>2</sup>,  None: 10 kgf/cm<sup>2</sup> (standard)

### Dimension

Model	Code	A	B	C	D	Remark	E
PG - 05 - <input type="checkbox"/>		33	20	34	1/8"		6
PG - 10 - <input type="checkbox"/>		42	23	38	1/8"	L1 = 1 kgf/cm <sup>2</sup> , L2 = 2 kgf/cm <sup>2</sup> , L4 = 4 kgf/cm <sup>2</sup>	4.5
PG - 20 - <input type="checkbox"/>		52.5	26	45.7	1/4"		7.4

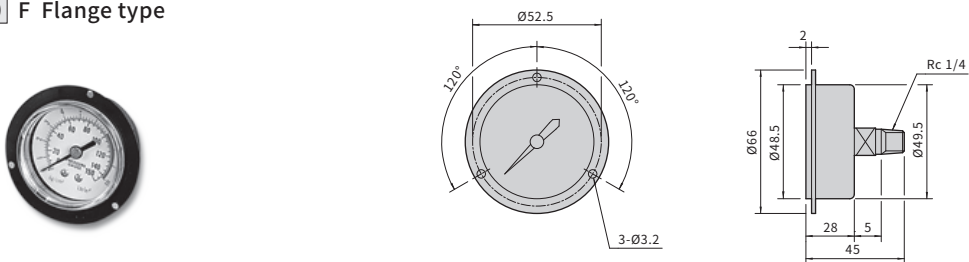
### PG - S Bottom type



### Dimension

Model	Code	A	B	C	D	E
PG-10-S		41.5	26	56.7	1/8"	5.5
PG-20-S		52.5	26.1	71.4	1/4"	6.3

### PG - F Flange type

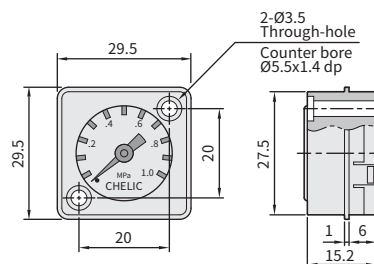


### PG - N Square pressure gauge

#### Specification

Item	Model	PG-22N
Fluid		Compressed air
Fluid temperature °C		5 ~ 60
Ambient temperature °C		5 ~ 60
Indication precision		± 4% (5-35°C Ambient temperature)
Shape		Square
Material		PBT Resin
Operating pressure MPa		0 ~ 1.0
Weight		g 11

#### Dimension



2-Ø3.5 Through-hole  
 Counter bore Ø5.5x1.4 dp

#### Code of order

PG - 22 - N

Pressure gauge - Code - Type:  
 Square pressure gauge