

LAMB ELECTRIC

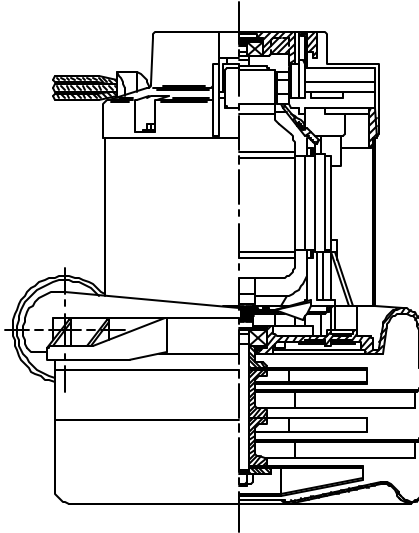
**Model: 117502-12
117502-13***

DESCRIPTION

- Three stage
- 240 volts
- 7.2"/183 mm diameter
- Double ball bearings
- Single speed
- Tangential bypass discharge
- Aluminum fan end bracket
- Aluminum commutator bracket

DESIGN APPLICATION

- Equipment operating in environments requiring separation of working air from motor ventilating air
- Designed to handle clean, dry, filtered air only



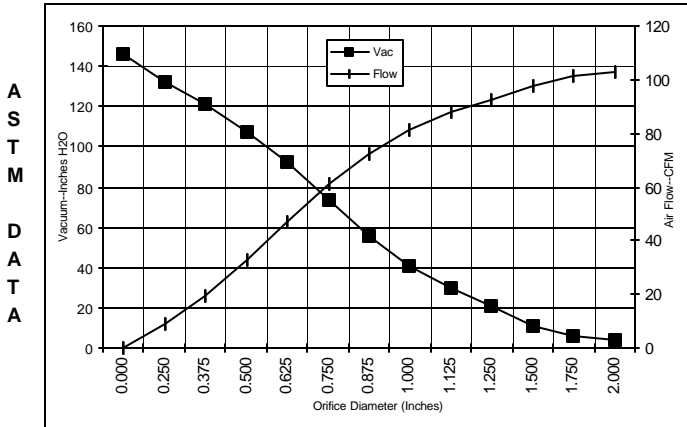
SPECIAL FEATURES

- Suitable for 240 volt AC operation, 50/60 Hz
- UL recognized, category PRGY2 (E47185)
- Provision for grounding
- 10 mm shaft and bearing system
- Epoxy painted fan case
- The Lamb Electric vacuum motor line offers a wide range of performance levels to meet design needs

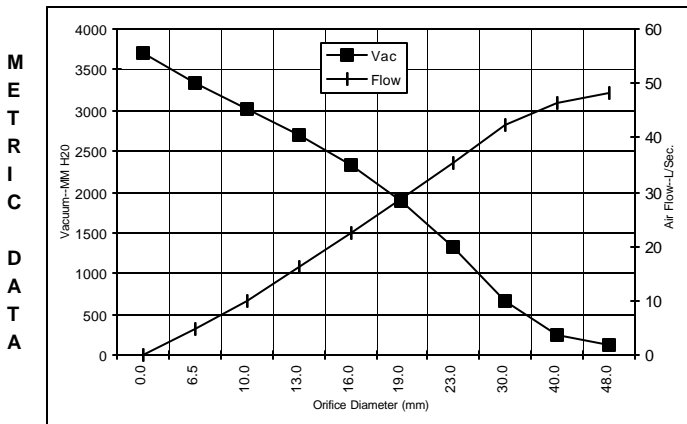
***Model 117502-13 features patented air seal bearing construction, U.S. Patent #4,088,4242**

TYPICAL MOTOR PERFORMANCE.*

(At 240 volts, 60Hz, test data is corrected to standard conditions of 29.92 Hg, 68° F.)



Orifice (Inches)	Amps	Watts (In)	RPM	Vac (In.H ₂ O)	Flow (CFM)	Air Watts
2.000	7.3	1603	20058	3.9	103.2	47
1.750	7.3	1599	20086	6.4	101.2	77
1.500	7.3	1606	20030	11.4	97.4	130
1.250	7.4	1613	19965	21.2	92.4	231
1.125	7.4	1618	19968	29.5	87.9	305
1.000	7.4	1620	19928	40.8	81.2	389
0.875	7.4	1618	19985	55.8	72.6	476
0.750	7.3	1602	20106	73.9	61.1	521
0.625	7.1	1551	20485	92.2	47.2	511
0.500	6.6	1455	21253	107.8	32.6	413
0.375	6.0	1341	22330	120.8	19.3	274
0.250	5.5	1241	23386	132.2	9.3	144
0.000	5.1	1152	24445	145.6	0.0	0



Orifice (mm)	Amps	Watts (In)	RPM	Vac (mm H ₂ O)	Flow (L/Sec)	Air Watts
48.0	7.3	1601	20070	127	48.3	60
40.0	7.3	1604	20047	251	46.5	114
30.0	7.4	1616	19967	654	42.4	272
23.0	7.4	1619	19971	1322	35.3	454
19.0	7.3	1601	20114	1886	28.7	521
16.0	7.1	1553	20470	2323	22.5	511
13.0	6.7	1465	21176	2698	16.1	423
10.0	6.1	1358	22168	3019	10.1	295
6.5	5.5	1246	23333	3343	4.6	151
0.0	5.1	1152	24445	3698	0.0	0

Note: Metric Performance data is calculated from the ASTM data above.

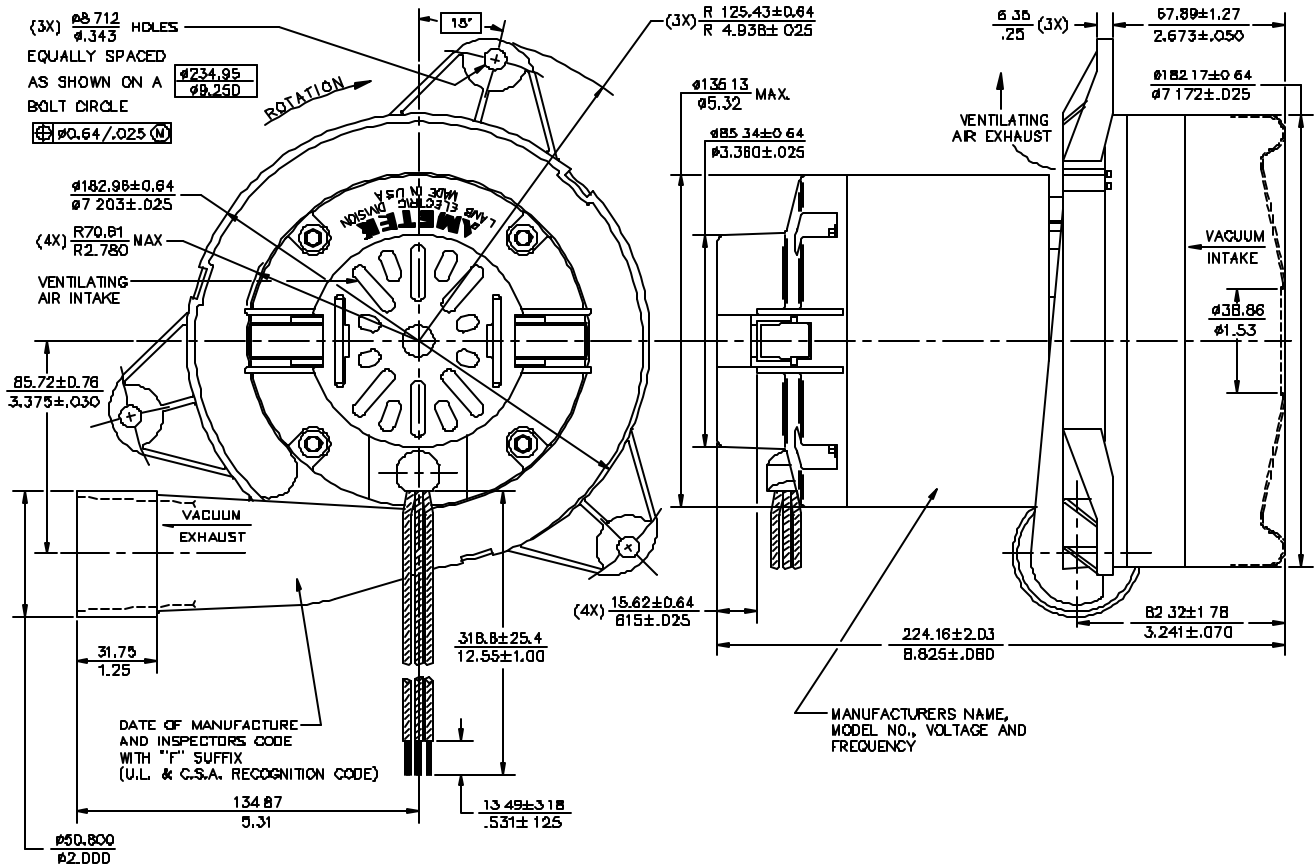
* Data represents performance of a typical motor sampled from a large production quantity. Individual motor data may vary due to normal manufacturing variat

Test Specs:	240 volts	Minimum Sealed Vacuum:	142.0"	ORIFICE:	7/8"	Minimum Vacuum:	50.0"	Maximum Watts:	1725
-------------	-----------	------------------------	--------	----------	------	-----------------	-------	----------------	------

DIMENSIONS

NOTES

1 LEADS: 18GA. STRANDED, ONE BLACK AND ONE WHITE GROUND LEAD 18GA STRANDED, GREEN WITH YELLOW STRIPE



IMPORTANT NOTE: Pictorial and dimensional data are subject to change without notice. Contact factory for current revision levels.

WARNING - When using AMETEK Lamb Electric bypass motors in machines that come in contact with foam, liquid (including water), or other foreign substances, the machine must be designed and constructed to prevent those substances from reaching the fan system, motor housing, and electrical components. Lamb Electric vacuum motors other than hazardous duty models should not be applied in machines that come in contact with dry chemicals or other volatile materials. Failure to observe these precautions could cause flashing (depending on volatility) or electrical shock which could result in property damage and severe bodily injury, including death in extreme cases. All applications incorporating Lamb Electric motors should be submitted to appropriate organizations or agencies for testing specifically related to the safety of your equipment.

AMETEK/Lamb Electric Division
 627 Lake Street
 Kent, Ohio 44240
 U.S.A.
 Tel: (330) 673-3451
 Fax: (330) 673-8994

Ametek GmbH
 Weilimdorfer Str. 47
 D-70825 Korntal-Munchingen
 Germany
 Phone: + 49-711-838-7876
 Fax: + 49-711-838-7862

AMETEK/Singapore Private Limited
 10 Ang Mo Kio Street 65
 # 05-12 Techpoint
 Singapore 2056
 Tel: + 65-484-2388
 Fax: + 65-481-6588